

Like a walk on the beach.™



SunTouch Floor Warming Systems

3 Ways to Warm Your Floor.



Under tile or stone.

SunTouch mats warm tile and stone floors in bathrooms, master baths, kitchens, entries and sunrooms of any size and layout.

Roll out SunTouch on your subfloor and cut the orange mat to fit your room. Fasten the mat with tape or staples. Then top it with thin-set mortar and tile, stone or slate.



Under laminates.

SunTouch mats are also UL listed to warm any direct contact floor surface as long as the mat is embedded in masonry. Wood laminates, carpeting and vinyl flooring are popular choices.

Roll out the mat and hold it in place with tape or staples. Pour a minimum 1/4" self leveling masonry over the mat and then cover it with a finished floor.



Under anything.

If your floor surface is finished but you have access, you can retrofit SunTouch UnderFloor™ between the floor joists.

Staple SunTouch UnderFloor™ between the joists leaving a 1" space between the mat and the floor. One mat can heat several joist spaces. Insulate below the mat as shown.


SunTouch
Floor Warming System
Watts Radiant, Inc.
3131 W. Chestnut Expressway
Springfield, MO. 65802
Phone: 888-432-8932
Fax: 417-831-4067

PRSR
US POSTAGE
PAID
SPRINGFIELD, MO
PERMIT NO. 234

US and foreign patents and trademarks applied for: SunTouch, "SunTouch...like a walk on the beach" phrase, photographic "beach scene" design, sunrise logo, and orange-colored "mesh work mat".

For FREE design assistance call 888-432-8932.

Step onto a SunTouch® floor.

Warm Your Floors

SunTouch mats warm almost any floor covering. They work great in new construction or remodeling and in projects of any size.

Heat Cold Rooms

You can heat most rooms with a SunTouch floor. Send in your plans for a free evaluation.

Feel Wonderful

SunTouch is true radiant heating.

It feels like a gentle foot massage or a walk on a warm beach. Warm floors are also dry floors and that is important in your bathroom, kitchen or entry.



Easy to Install

There's a SunTouch mat sized exactly for your project.

Roll out the mat on your subfloor or staple it up between joists. When you need to make a turn, cut the orange fabric between the blue heating elements and fill in the area to be heated.



Our free installation videos and manuals will show you the details.

Peace of Mind


Use the SunTouch "LoudMouth™" monitor when you install your mats. The LoudMouth monitors the heating elements and sets off an alarm if they are damaged... before you finish the floor.

It's affordable

The materials cost for an average SunTouch floor is less than \$800 and an average operating cost is about a dime a day.

Control Your Comfort

Your SunTouch FloorStat™ uses an under-floor sensor for selecting temperature selection. An optional Programmable FloorStat turns your system on and off based on your personal schedule. Both models contain a Ground Fault Circuit Interrupter (GFCI).



Engineered for Safety

SunTouch is the safest electric floor warming mat in the world. The Power Leads and Heating Elements are fully grounded from one end of the mat to the other. They are also armored against jobsite abuse.

The blue heating elements are reinforced with DuPont Kevlar and insulated with DuPont Tefzel. SunTouch is the only tile warming product manufactured in America that registers no measurable electromagnetic field (EMF). No other product offers this combination of safety features.

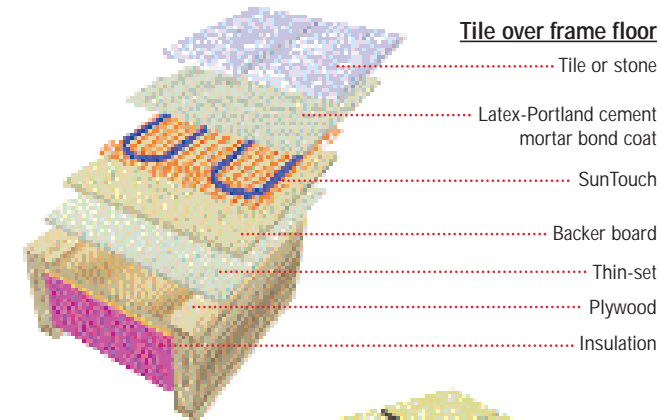


Number One in North America

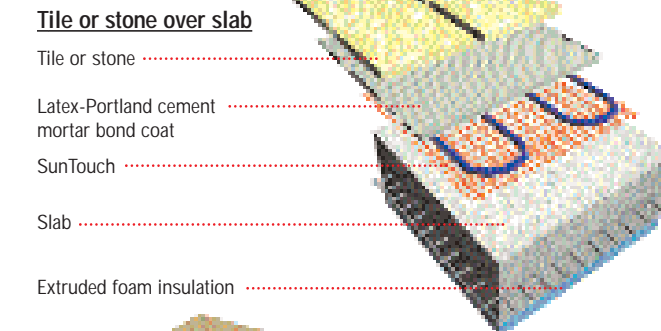
Award winning SunTouch is the most requested electric radiant mat in North America. You'll find more options, more sources, more support and more satisfaction with SunTouch.

Keep in Touch!

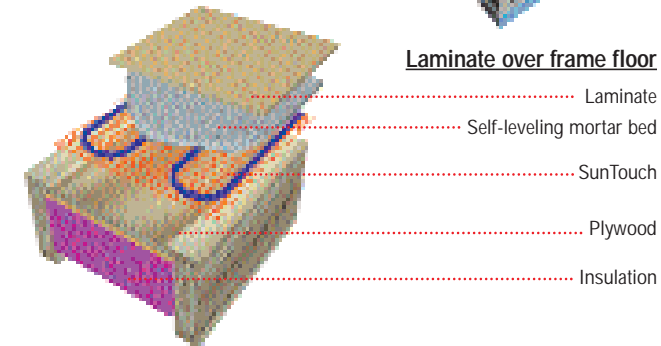
Call your local distributor or use our suntouch.net webpage to find a source nearby. Or, call us toll free in the US and Canada at **888-432-8932**.



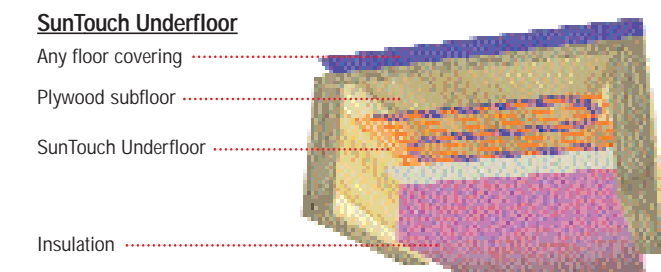
Tile over frame floor



Tile or stone over slab



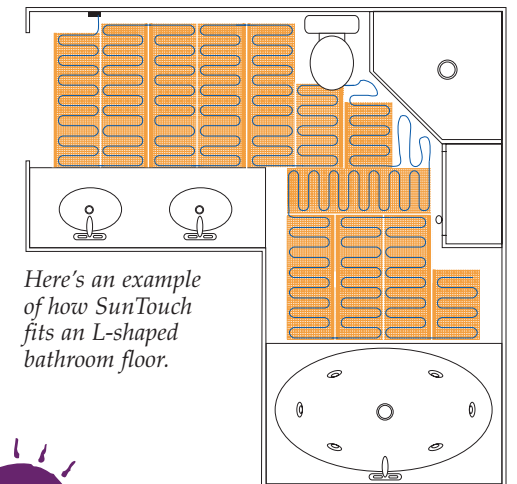
Laminate over frame floor




SunTouch Underfloor



Create a comfortable kitchen with a SunTouch floor.



Here's an example of how SunTouch fits an L-shaped bathroom floor.



Watts Radiant, Inc.
3131 W. Chestnut Expressway
Springfield, MO. 65802
Phone: **888-432-8932**
Fax: 417-831-4067
Web: suntouch.net

US and foreign patents and patents pending.